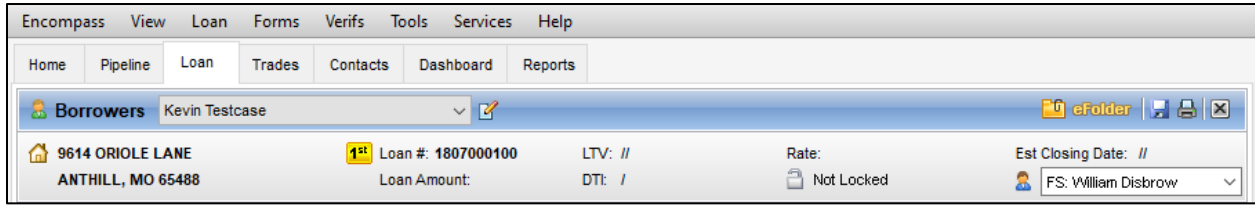
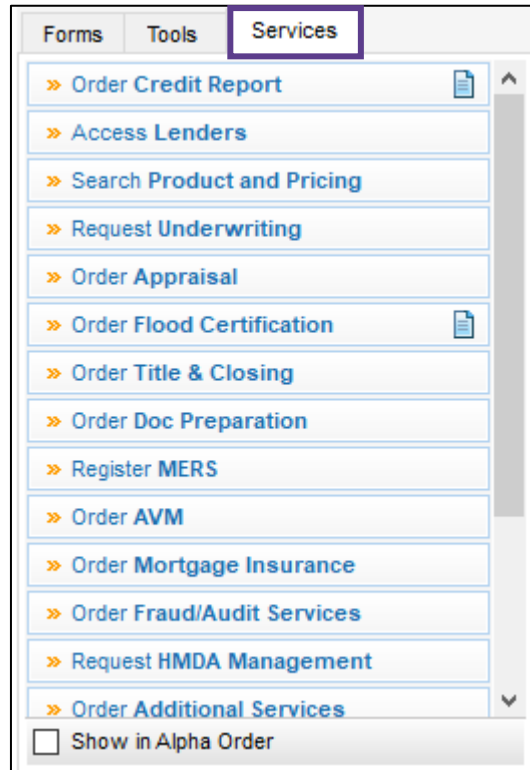


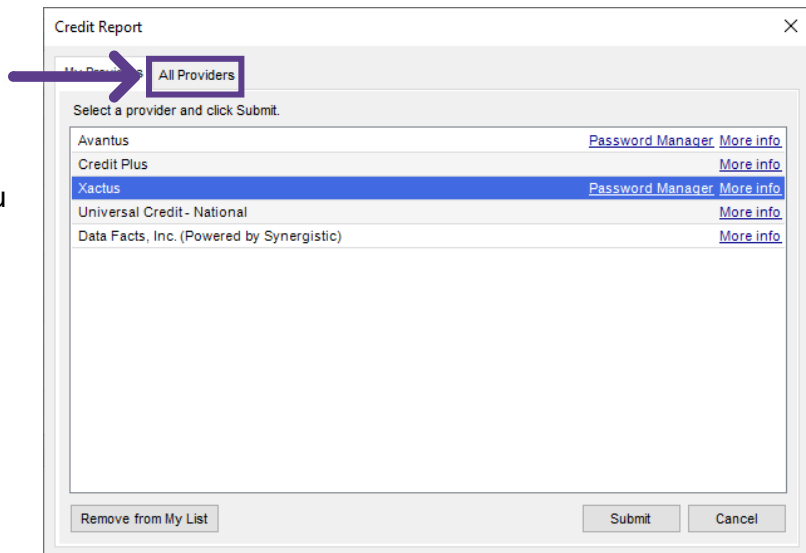
1. Start by logging in and opening the borrowers loan file.



2. Click on the Services tab in the bottom left corner and select a product to order.



A window will pop-up allowing you to choose your Provider. If the needed provider is missing, click All Providers.



3. Type in the field Search by Company Name and click Go to locate a specific provider. When the provider is highlighted in blue, click Add to My List.

Credit Report

My Providers All Providers

Select the provider you wish to use and click Submit. To learn more about a provider, click the More info link next to the provider's name.

Search by Company Name: Go

Partners Credit & Verification Solutions	More info
Premium Credit Bureau	More info
Premium Credit Bureau Data	More info
San Antonio Retail Merchants Association (SARMA)	More info
San Antonio Retail Merchants Association (SARMA) (Powered by MeridianLink)	More info
Service First Information Solutions, LLC	More info
SettlementOne	More info
SharperLending	More info
Strategic Information Resources, Inc. (Sponsored by SL)	More info
TransUnion	More info
United One	More info
Universal Credit - National	More info
Xactus	Password Manager More info

Add to My List New Provider Submit Cancel

PLEASE LET US KNOW IF YOU HAVE ANY QUESTIONS OR CONCERNS AND WE WILL BE HAPPY TO HELP.